

## 参考資料4

### 諸外国の事例（1）アメリカ

#### 米国における大学の情報公表 (同志社大学・山田礼子教授からの報告の概要)

##### 1. 米国における大学情報をめぐる議論

- アクセス（高等教育機会の拡大）、アフォーダビリティ（高等教育のコストに関係した概念）、アカウンタビリティ（情報公開と高等教育予算に対する学修成果の提示）を目指した高等教育システムの改革を推進
- アカウンタビリティについて、従来の卒業率、進学率などに加えて、学生の学修成果を提示することを重視
- 加えて、Transparency（透明性＝誰でもがわかる内容で提示）を重視

##### 2. 米国の基本データベース

- 全米の高等教育機関を対象とする包括的なデータベース(IPEDS)が整備されている。  
(組織情報、財務情報、入学状況、教職員給与、職員情報、奨学金情報などで構成)  
→入学希望者などにとって、専門的で使いにくいという問題点



- 2007年から、州立大学を中心に、カレッジ・ポートレート (College Portrait) を運用している。

###### <カレッジ・ポートレート>

###### ①機能

- ・高校生が大学選択をしやすいツールを提供
- ・透明性のある比較可能で理解しやすい情報の掲載
- ・公共へのアカウンタビリティに対応
- ・効果的な教育実践を把握し高めるための教育成果を測定

###### ②情報の内容

- ・学生や保護者にとっての基本的な情報  
(→在学生情報、卒業率、奨学金情報、入試情報、生活コスト、卒業後の進路など)
- ・学生の経験の状況調査や満足度など意識調査の結果
- ・学生の学習成果に関する情報  
(→参加大学は学習成果の測定方法として、CLA (Collegiate Learning Assessment) MAPP,CAAP 等を採用し、低学年時の一般的知識や技能、能力(クリティカル・シンキング、文章表現など)と上学年時を測定、伸張などを把握・公表)

###### ③課題と動向

- ・研究大学を中心に参加していない州立大学が存在
- ・研究大学では、学習成果の測定方法として、CLA や MAPP,CAAP はそれほど使われていない

- 情報を教育の改善に活かすため、学協会において、データベースの活用方法を含めた人材育成を実施している。

# アメリカの"College Portrait"の例①

College Portrait  
COLLEGE PORTRAIT OF UNDERGRADUATE EDUCATION  
No rankings, no spin \*\*\* just the facts!

CONTENTS

- College Map 地図から検索
- Find Colleges 名称、規模から検索
- Colleges by State 州の一覧から検索

Which college is right for you?  
Picking the right college is a big decision. The first step is finding the right information to help you make a good choice.

Start by using the Guide.

Use The Guide for a tour and explanation of how the portraits can help you choose the college that is right for you.

Search for Colleges

UNDERGRADUATE ADMISSIONS  
STUDENT CHARACTERISTICS  
UNDERGRADUATE SUCCESS & PROGRESS RATE  
STUDENT HOUSING  
DEGREE AND AREAS OF STUDY  
CAMPUS SAFETY  
FUTURE PLANS  
COSTS OF ATTENDANCE  
FINANCIAL AID

Find the college that is right for you!

Share this page with family and friends by clicking below.

FIND COLLEGES

Use the following characteristics to search for colleges/universities that meet your criteria or interests. The more characteristics you choose, the fewer the number of matching schools that will be listed.

College/University Name

Distance

Colleges within 25 miles of (Enter a complete address, state or zip code)

College/University Size

- select size
- Very Small (0 to 2,999 Students)
- Small (3,000 to 9,999 Students)
- Medium (10,000 to 19,999 Students)
- Large (20,000 to 29,999 Students)
- Very Large (More Than 30,000 Students)

Advanced Search Options

Search Reset

# アメリカの"College Portrait"の例②

CALIFORNIA STATE UNIVERSITY, LONG BEACH COLLEGE PORTRAIT

California State University, Long Beach  
1250 Bellflower Blvd. Long Beach, CA 90840  
(562) 988-5474

College Portrait  
Voluntary System of Accountability  
Early Adopter

CALIFORNIA STATE UNIVERSITY, LONG BEACH

A diverse, student-centered, globally engaged public university, California State University, Long Beach (CSULB) committed to providing undergraduate and graduate educational opportunities through superior teaching, research, creative activity and service for the people of California and the world. With its values of Education, Opportunity, Excellence, Diversity, Integrity and Service, CSULB's core academic purpose is to graduate students with highly-valued degrees. CSULB envisions changing lives by expanding educational opportunities, championing creativity and preparing leaders for a changing world.

STUDENT/FAMILY INFORMATION

- Student Characteristics 学生の特徴
- Undergraduate Success & Progress Rate 学士課程の就学状況
- Costs of Attendance and Financial Aid 経費、経済的支援
- Campus Life at California State University Long Beach キャンパスの状況
- Undergraduate Admissions 入学に関する状況
- Degrees, Areas of Study and Future Plans 学位、学問分野、卒業後の進路

STUDENT EXPERIENCES

STUDENT LEARNING OUTCOMES

Find out more about student learning in critical thinking, writing, and other important subjects at CSULB.

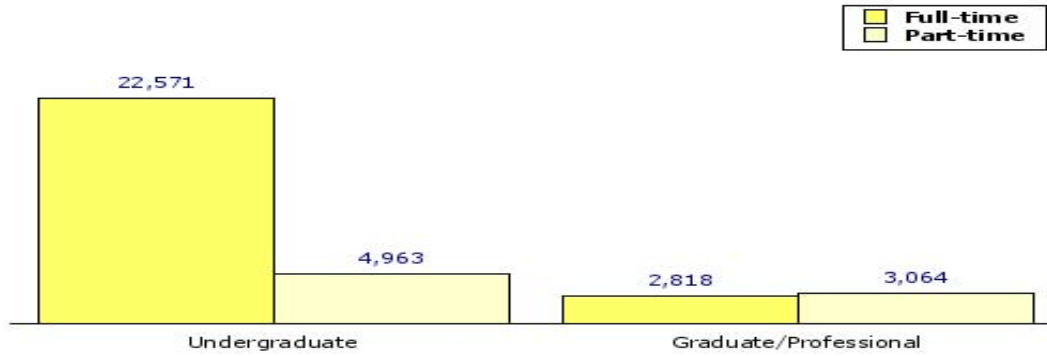
各大学のウェブサイトへリンク (項目は大学によって異なる)

項目ごとにCollege Portrait内に表示 (共通の項目)

## アメリカの"College Portrait"の例③

### Student Characteristics (Fall 2010) 学生の特徴

#### Student Level and Enrollment Status



<b>Total Students</b>	33,416
-----------------------	--------

#### Undergraduate Profile

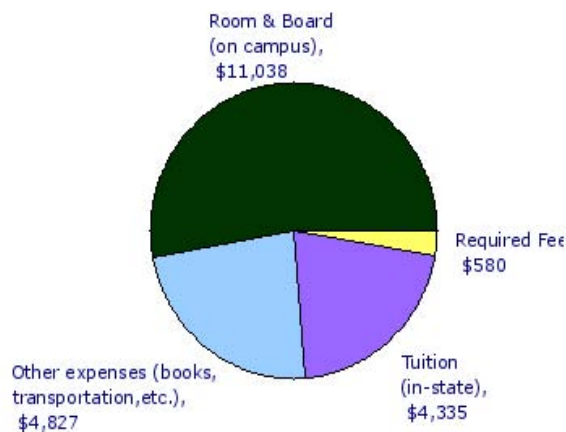
<b>Total Undergraduate Students</b>	27,534
<b>Gender</b>	
Women	16,280 59%
Men	11,254 41%
<b>Race/Ethnicity</b>	
American Indian / Alaskan Native	173 1%
Asian	6,260 23%
African American / Black	1,177 4%
Hispanic	8,458 31%
Native Hawaiian or Other Pacific Islander	181 1%
White	7,376 27%
Multi Racial	679 2%
International	1,318 5%
Race/Ethnicity Not Reported	1,912 7%

<b>Geographic Distribution (Degree-Seeking)</b>	
California	96%
Other US States & Territories	1%
Other Countries	3%
Residency Unknown	<1%
<b>Age (Degree-Seeking)</b>	
Average Age	22
Percent of Undergraduates Age 25 or Older	17%

## アメリカの"College Portrait"の例④

### Costs of Attendance and Financial Aid 経費・経済的支援

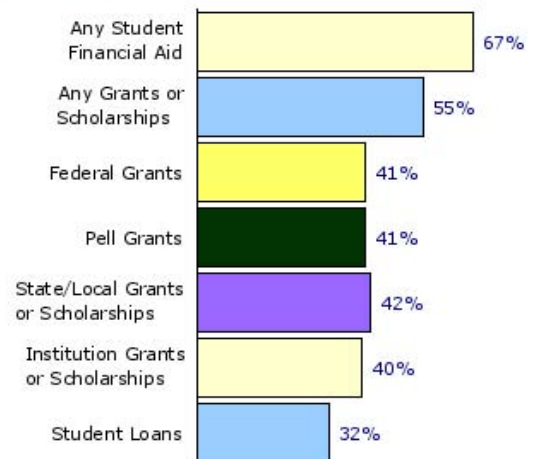
Typical Undergraduate Costs for 2010-11 without Financial Aid (Full-Time, In-State Students)



**Total Typical Cost of Attendance: \$20,780**

The cost to attend California State University, Long Beach varies based on the individual circumstances of students and may be reduced through grants and scholarships.

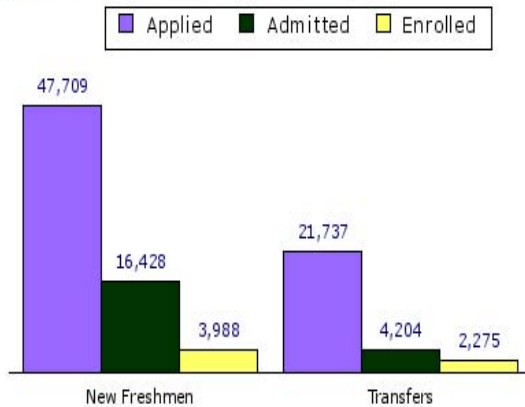
#### Percent of 2009-2010 Full-time Beginning Students Receiving Each Type of Financial Aid



NOTE: Students may receive aid from more than one source.

## アメリカの"College Portrait"の例⑤

### Undergraduate Admissions (Fall 2010) 入学に関する状況



Of the 47,709 new freshman applicants, 34% were admitted and 24% of the admitted students enrolled at California State University, Long Beach in Fall 2010.

Of the 21,737 transfer applicants, 19% were admitted and 54% of the admitted students enrolled at California State University, Long Beach in Fall 2010.

### Degrees and Areas of Study 学位、学問分野

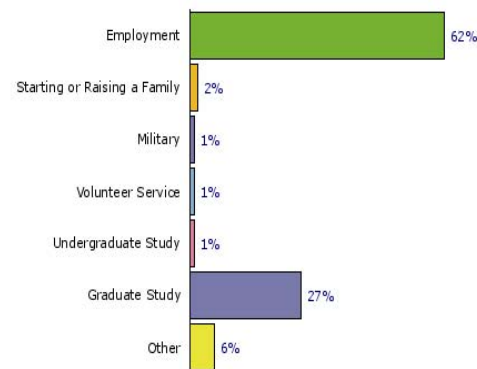
Degrees awarded at California State University, Long Beach in 2009-10	
Bachelor's	6,841
Master's	1,816
Doctoral	13
Total	8,670

Areas of study with the largest number of bachelors degrees awarded in 2009-10	
Business Administration, Management and Operations	18%
Rhetoric and Composition/Writing Studies	7%
Fine and Studio Arts	5%
Psychology, General	5%
Liberal Arts and Sciences, General Studies and Humanities	5%

Links to degree programs at California State University, Long Beach

### Future Plans of Bachelor's Degree Recipients 卒業後の進路

Survey Response Rate: 100%



## アメリカの"College Portrait"の例⑥

### Experiences at California State University, Long Beach 在学中の経験・認識

Students who are actively involved in their own learning and development are more likely to be successful in college. Colleges and universities offer students a wide variety of opportunities both inside and outside the classroom to become engaged with new ideas, people, and experiences. Institutions measure the effectiveness of these opportunities in a variety of ways to better understand what types of activities and programs students find the most helpful.

Institutions participating in the VSA program measure student involvement on campus using one of four national surveys. Results from the one survey are reported for a common set of questions selected as part of VSA. Following are the selected results from the National Survey of Student Engagement (NSSE). The questions have been grouped together in categories that are known to contribute to student learning and development. The results reported below are based on the responses of seniors who participated in the survey.

#### Group Learning Experiences

90% percent of seniors worked with classmates on assignments outside of class.

51% of seniors tutored or taught other students

15% of seniors spent at least 6 hours per week participating in co-curricular activities such as student organizations and intramural sports

#### Active Learning Experiences

⋮

#### Student Satisfaction

86% of seniors would attend this institution if they started over again

87% of seniors rated their entire educational experience as good or excellent

74% of seniors reported that other students were friendly or supportive

## アメリカの“College Portrait”の例⑦

### **Pilot Project to Measure Core Learning Outcomes**

学生の学修成果

Colleges and universities participating in the College Portrait measure the typical improvement in students' abilities to think, reason, and write using one of three tests. This is part of a pilot project to better understand and compare what students learn between their freshman and senior years at different colleges and universities.

#### **2008-09 Results from the Collegiate Learning Assessment**

The Collegiate Learning Assessment (CLA) measures critical thinking, analytic reasoning, problem solving, and written communication using a performance task and an analytic writing task. The scores from the tasks are reported separately below.

##### **Performance Task Results for First-time, Full-time Students**

**The increase in learning on the performance task is well above what would be expected at an institution testing students of similar academic abilities.**

Freshman Score: 1165  
Senior Score: 1205  
CLA score range: 400 to no maximum score.

##### *Average SAT scores for tested students*

Freshman Score: 1050  
Senior Score: 1104

##### **Analytic Writing Task Results for First-time, Full-time Students**

**The increase in learning on the analytic writing task is well above what would be expected at an institution testing students of similar academic abilities.**

Freshman Score: 1229  
Senior Score: 1323  
CLA score range: 400 to no maximum score.

##### *Average SAT scores for tested students*

Freshman Score: 1050  
Senior Score: 1104